

CYNGOR SIR CEREDIGION COUNTY COUNCIL

Report to: Healthier Communities Overview and Scrutiny

Date of meeting: 22 November 2023

Title: Porth Cynnal Specialist Services (Children & Adults)
Independent Reviewing Service
Performance Management Report
QTR 1 2023 - 2024

Purpose of the report: To monitor the progress of Looked After Children through Independent Reviewing Officers scrutiny of their plans and placements during the first quarter of 2023/2024. This information contributes to Members fulfilling their roles as Corporate Parents

Reason Scrutiny have requested the information:

To ensure that the Local Authority and Members can fulfil their duties as Corporate Parents

Background

Attached is the Independent Reviewing Service Report Quarter 1 2023/2024.

Quarterly reports are taken to the Healthier Communities Overview and Scrutiny Committee as part of an ongoing examination of the topic to ensure that the Local Authority fulfils its duties as the Corporate Parent.

This report includes national and local standards and targets used to measure outcomes for looked after children and care leavers at the time of their review meeting and includes Welsh Government Performance Indicators.

On the basis of the information available and the views expressed during the review meeting, the IRO makes a professional judgement about the effectiveness of a child/young person's care plan in meeting their needs and may recommend changes to the care plan.

During the review meeting the IRO considers whether the child/young person requires assistance to identify relevant other people to obtain legal advice/take proceedings on their behalf. This action was deemed necessary for 2 young people by the IRO in the period.

In addition, the IRO has regard as to whether the child/young person's human rights are being breached in any way and, if so, might make a referral to CAFCASS Cymru. This action was not required at any of the review meetings in the period.

Current Situation

SUMMARY OF KEY POINTS;

- At the end of quarter 1, there were 125 children being looked after compared to 132 as at the end of Q4.
- 95 children were reviewed in this quarter compared to 101 in the previous quarter. 94.7% of review meetings were undertaken within the Statutory Timescale.
- 20 children left care in this quarter compared to 3 in Quarter 4. 2 children returned home to family. There were 15 children where their care orders were revoked. 2 young people moved on to supported lodgings or independent living provision or into a shared lives placement and 1 young person moved in to a "When I am Ready" placement.
- The placement provision for the children reviewed during this Quarter were that 24 are in Local Authority foster care (in county), 16 in kinship carer placements in county and 5 out of county, 18 were in Independent Foster Agency placements (7 in county, 11 out of county), 10 children were placed with parents, and 14 were placed in residential care provision outside of the county. 3 children were placed with family, 2 were placed for adoption, 2 were in a Mother and Baby Residential setting and 1 was in supported lodgings/independent living.
- Of the reviews that took place in this quarter and where there were permanency plans in place, the plan for 42 children were that they would be cared for in Long Term Foster Care, 20 were to remain with Kinship/family members, 9 children were in placement with parents, 5 children were subject to twin tracking, 5 children are to be adopted, 2 children are to be cared for in residential care and 1 child was being supported to be rehabilitated with parents.
- 55 children were being cared for under the legal status of a Full Care Order, 17 were under an Interim Care Order, 5 under a placement order and 18 under Section 76.
- Of the children reviewed in this quarter, 100% of children received a statutory visit. This was compared to 98% in Quarter 4.
- 54.5% of the care and support plans were recorded as being in place at the first review compared to the 46.7%. The low percentage again this quarter, was due to staffing difficulties within the Planned Care Team which prevented the plans being completed on time.
- 95 (100.0%) Reviews identified that the young person's cultural views were met.
- It was recognised at 79 reviews that the young person's religious needs were met; for a further 16 reviews it was unknown as to whether the needs had been met. An interpreter was needed and provided for 5 reviews.
- 88 Reviews recorded that the child / young person was a UK Citizen, with 7 reviews noting that the child / young person was not a UK Citizen. 5 Children / Young people were Unaccompanied Asylum Seekers, none of these children / young people had an EU Settlement Scheme (EUSS) in place. 3 Other children / young people who were not UK Citizens had a EUSS in place. All 5 reviews recorded that an application had not been made for an EU Settlement Scheme (EUSS); however all 5 reviews recorded that the young person was being supported in this respect
- The percentage of children (of sufficient understanding) who understand their reason for being looked after was 93.2%.
- The percentage of children of sufficient understanding who were involved in or consulted about their review, was 100%
- The percentage of children who were made aware of their right for an advocacy service, was 88.3%

- Number and percentage of Looked After Children of school age who had a Personal Education Plan within 20 school days of entering care or joining a new school during this quarter is 93.8%
- Number and percentage of Looked After Children who received Health Assessments in accordance with statutory requirements was 93.7%
- Number and percentage of Parents consulted by the Social Workers before the review or who attended the review was 100%.
- 17 Pathway Plans were held in this quarter, compared to 30 in Quarter 4. 82.4% Pathway Plan Reviews were held within timescales.
- The percentage of Young Persons with allocated Personal Advisor / Social Worker was 100% during this Quarter.
- The Percentage of Young People Consulted for their Review Meeting during this Quarter was 94.1%

Wellbeing of Future Generations:

Has an Integrated Impact Assessment been completed? If not, please state why.
No

Summary of Integrated Impact Assessment:

This report is provided on an ongoing basis and demonstrate the continuing work that is undertaken with Looked after Children in Ceredigion

- Long term:** Balancing short term need with long term planning for the future.
Collaboration: Working together with other partners to deliver
Involvement: Involving those with an interest and seeking their views; stakeholder engagement and consultation
Prevention: Putting resources into preventing problems occurring or getting worse
Integration: Positively impacting on people, economy, environment and culture and trying to benefit all three

Recommendation(s):

To note the contents of the report and the levels of activity with the Local Authority.

Reasons for decision:

So that governance of the Local Authority activity and its partner agencies for Looked After Children are monitored.

Contact Name: Audrey Somerton-Edwards

Designation: Corporate Lead Officer: (Children & Families)

Date of Report: 26 September 2023

Acronyms:

- IRO - Independent Reviewing Officer
- LAC - Looked After Children
- CAFCASS - The Children and Family Court Advisory and Support Service
- APR - Action and Progress Records
- PEP - Personal Education Plan
- PI - Performance Indicators

CAMHS - Child and Adolescent Mental Health Services
NEET - Not in Education, Employment or Training
PRU - Pupil Referral Unit

Cyngor Sir CEREDIGION County Council
Safeguarding Service

Independent Reviewing Service Performance Management Report

Quarter 1: 1st April 2023 – 30th June 2023



...yn gofalu i wneud gwahaniaeth
...taking care to make a difference

CONTENTS		
PAGE:		
SECTION ONE:	INTRODUCTION	3
SECTION TWO:	CARE PLANNING	4
SECTION THREE:	CONSULTATION & PARTICIPATION	22
SECTION FOUR:	ISSUE RESOLUTION PROTOCOL	25
SECTION FIVE:	EVALUATION	25
SECTION SIX:	PATHWAY PLAN	26
SECTION SEVEN:	REGULAR SHORT BREAK CARE	28
SECTION EIGHT:	SHORT BREAK CARE	29

SECTION ONE: INTRODUCTION

This report provides information collated by the Quality Assurance and Independent Reviewing Service in order to monitor performance and quality assure services to looked after children, care leavers, children in residential placements and those children who receive respite care and short breaks. The information is based on the monitoring forms completed by the Independent Reviewing Officers (IRO) following each review meeting within this quarter along with other performance information held by the Children and Families Service.

BENCHMARKING

This report includes national and local measures and targets used to measure outcomes for looked after children and care leavers at the time of their review meeting.

On the basis of the information available and the views expressed during the review meeting, the IRO makes a professional judgement about the effectiveness of a child/young person's care plan in meeting their needs and the IRO will highlight to managers any poor practice.

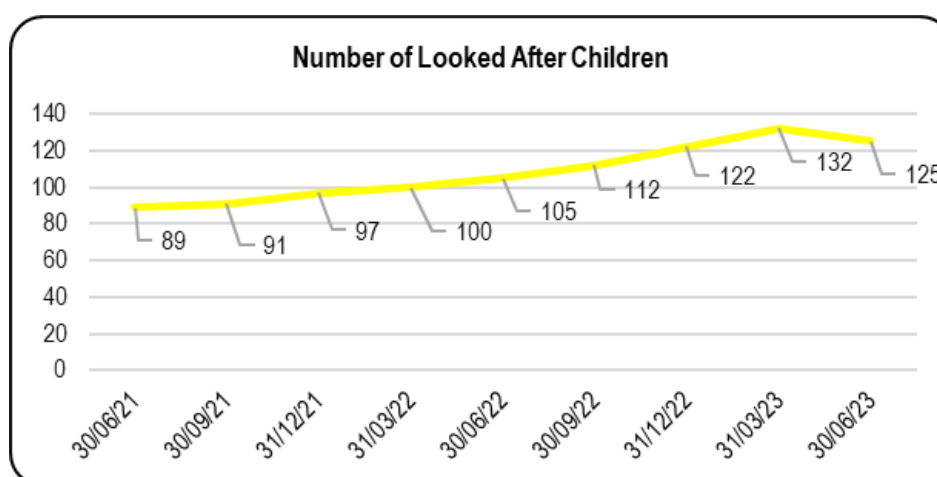
During the review meeting the IRO considers whether the child/young person requires assistance to identify relevant other people to obtain legal advice/take proceedings on their behalf. This action was deemed necessary for 2 children/young persons in the period.

In addition, the IRO has regard as to whether the child/young person's human rights are being breached in any way and, if so, might make a referral to CAF/CASS Cymru. This action was not required at any of the review meetings in the period.

SECTION TWO CARE PLANNING

1. **Headline Figures for Q1:**

The following table and chart provide the total number of Looked After Children data at the end of each quarter commencing with the most recent quarter.	
30 June 2023	125
31 March 2023	132
31 December 2022	122
30 September 2022	112
30 June 2022	105
31 March 2022	100
31 December 2021	97
30 September 2021	91
30 June 2021	89



2. **Number and percentage of Looked After Children Reviews undertaken within the statutory time requirement.**

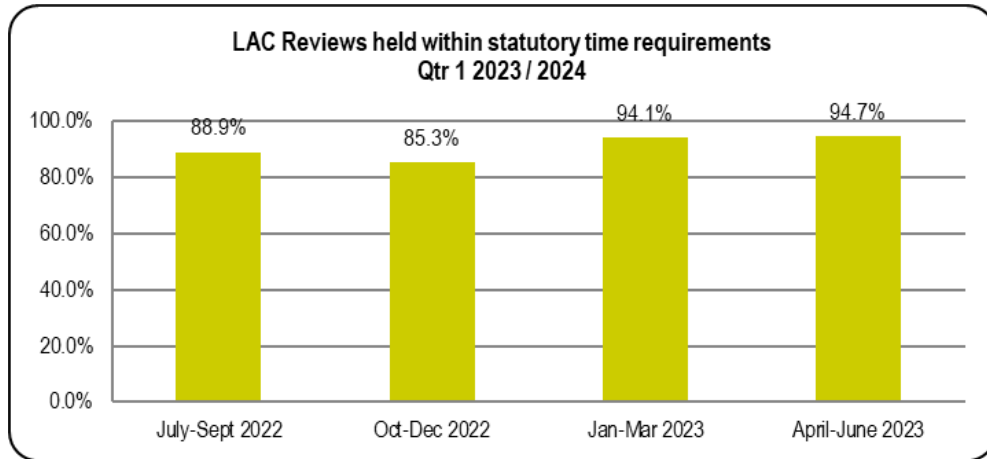
Target Set 100% - Target achieved 94.7%

95 Children were reviewed within the Quarter.

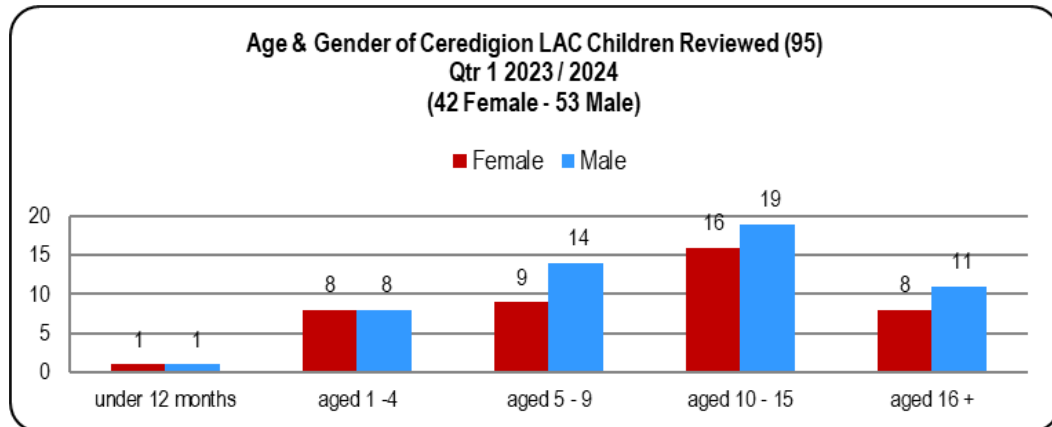
- 90 (94.7%) LAC Review Meetings were undertaken within the statutory requirements.
- 5 (5.3%) LAC Review Meetings were held out of statutory requirements; the reasons recorded were as follows: -
 - Reviews for a group of 3 siblings were delayed due to young people's birthdays and carer's availability.

- 1 Review Meeting was delayed allowing the young person to attend with a further Review Meeting delayed due to social worker’s availability.

	April-June 2023	Jan-Mar 2023	Oct-Dec 2022	July-Sept 2022	April-June 2022
Number of children reviewed in the quarter	95	101	116	63	83
Number of reviews held in timescale	90	95	99	56	75
Number of reviews held out of timescales	5	6	17	7	8



3. Age and Gender of the Children Reviewed in the Quarter:



4. Cultural, Religious and Language Needs

95 (100.0%) Reviews identified that the young person's cultural views were met. It was recognised at 79 reviews that the young person's religious needs were met; for a further 16 reviews it was unknown as to whether the needs had been met. An interpreter was needed and provided for all 5 reviews.

5 Citizenship

88 Reviews recorded that the child / young person was a UK Citizen, with 7 reviews noting that the child / young person was not a UK Citizen.

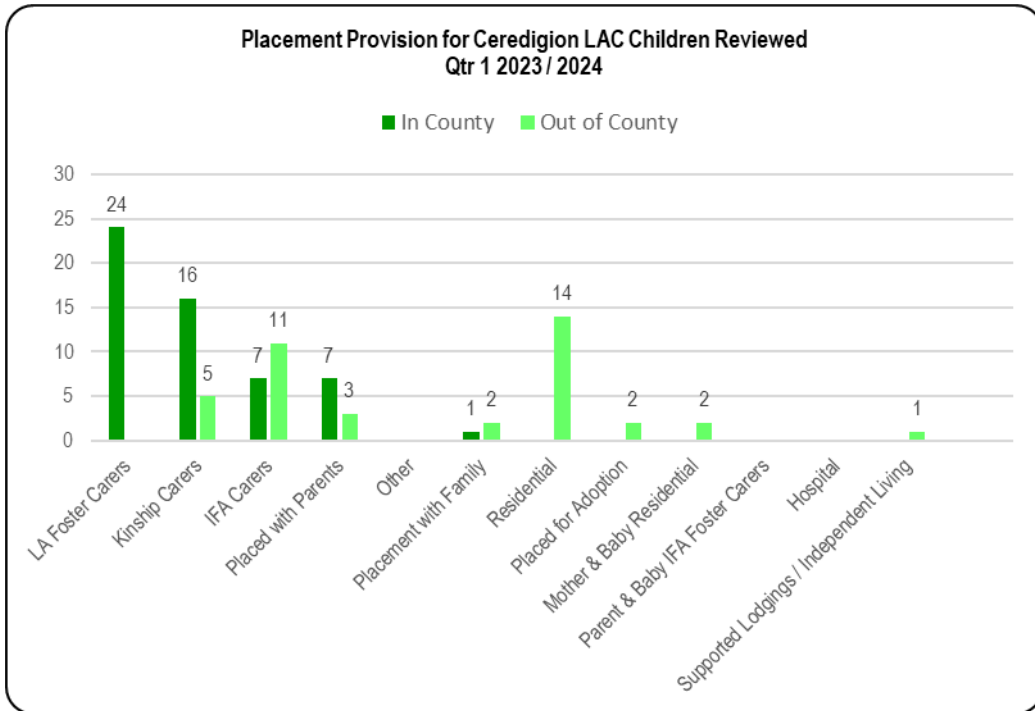
5 Children / Young people were Unaccompanied Asylum Seekers, none of these children / young people had an EU Settlement Scheme (EUSS) in place.

3 Other children / young people who were not UK Citizens had a EUSS in place.

All 5 reviews recorded that an application had not been made for an EU Settlement Scheme (EUSS); however all 5 reviews recorded that the young person was being supported in this respect.

6 Nature of the Placement Provision of Children Reviewed in the Quarter:

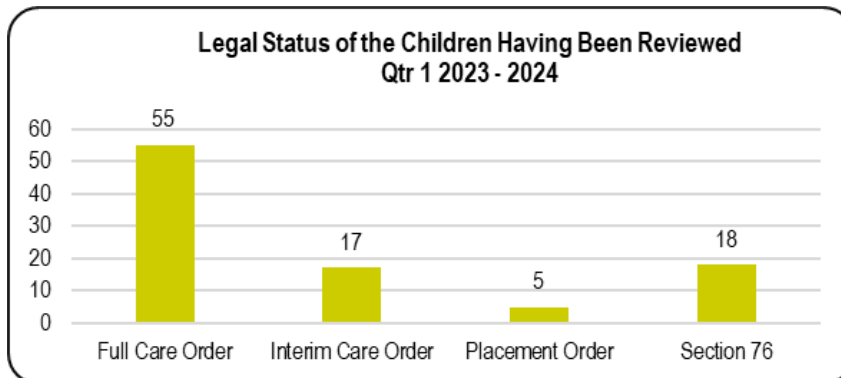
Type of Placement	In County	Out of County	Total
LA Foster Carers	24		24
Kinship Carers	16	5	21
IFA Carers	7	11	18
Placed with Parents	7	3	10
Other			
Placement with Family	1	2	3
Residential		14	14
Adoption		2	2
Mother & Baby Residential		2	2
Parent & Baby IFA Foster Carers			
Hospital			
Supported Lodgings/Independent Living		1	1
	55	40	95



5 Reviews noted that the young person was an unaccompanied child and placed in a care setting which did not meet their first language needs. There was a translator present for 4 of the reviews to enable the young person to participate accordingly. A translator was booked for the other review but failed to attend on the day.

7. Legal Status of Children Reviewed in the Quarter:

Legal Status of the Children Having Been Reviewed	
Full Care Order	55
Interim Care Order	17
Placement Order	5
Section 76	18
Total	95

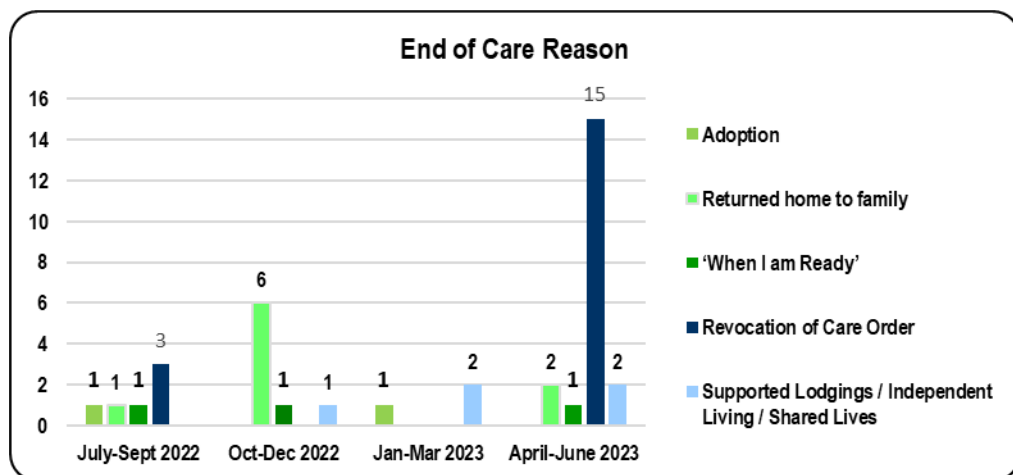


Delegated Authority

Delegated Authority was confirmed to be in place for 68 children who were reviewed with 5 reviews noting that this was yet to be undertaken. It was unknown at 9 reviews with a further 13 reviews recording that it wasn't applicable for the case.

8. Reasons for End of Care of the Children Reviewed

Period	Number left care	End of Care Reason				
		Adoption	Returned home to family	'When I am Ready'	Revocation of Care Order	Supported Lodgings / Independent Living/Shared Lives
April - June 2023	20	0	2	1	15	2
Jan - Mar 2023	3	1	0	0	0	2
Oct - Dec 2022	8	0	6	1	0	1
July - Sept 2022	6	1	1	1	3	0
Total	37	2	9	3	18	5



9. Number and percentage of Looked After Children who have an allocated Social Worker.

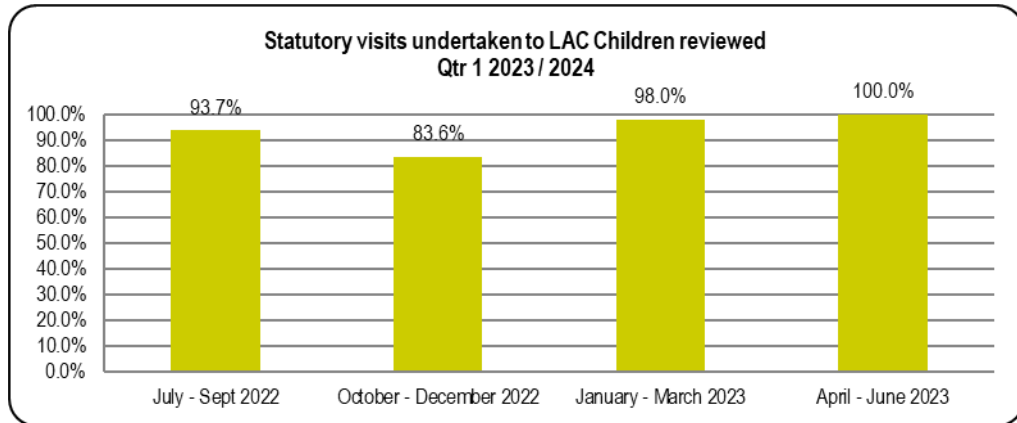
Target Set 100% - Target achieved 100.0%

- 95 (100.0%) LAC Reviews recorded that a qualified Social Worker was allocated and actively involved with the child.

10. Number and percentage of statutory visits undertaken to Looked After Children reviewed within the required timescales.

Target Set 100% - Target achieved 100.0%

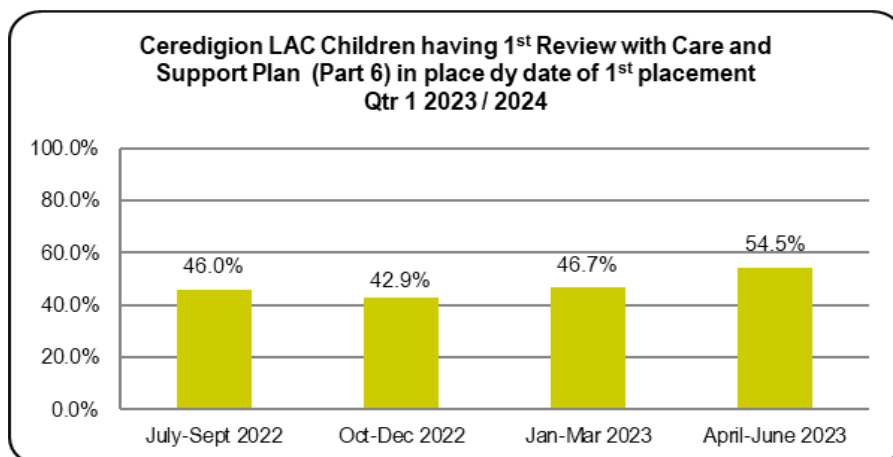
- 95 (100.0%) Looked After Children received Social Worker visits in accordance with the statutory requirements.



11. Number and Percentage of Care and Support Plans (Part 6) in place at the date of the first placement and of up-to-date plans available for the Review.

Target Set 100% - Target achieved 54.5%

- There were 11 Children that became Looked After during this quarter; 6 (54.5%) Review meetings recorded that the child / young person had a Care and Support Plan (Part 6) in place by the date of his/her placement. The Care and Support Plan (Part 6) wasn't in place by date of placement for the other 5 children / young persons.



- 82 (86.3%) Reviews recorded that the Care and Support Plan(Part 6) was up to date.

- The IRO identified that updates were required to the Care and Support Plan records (Part 6) of 13 children. It was identified that the updating of the Care and Support Plan was still outstanding for 11 children/young persons.

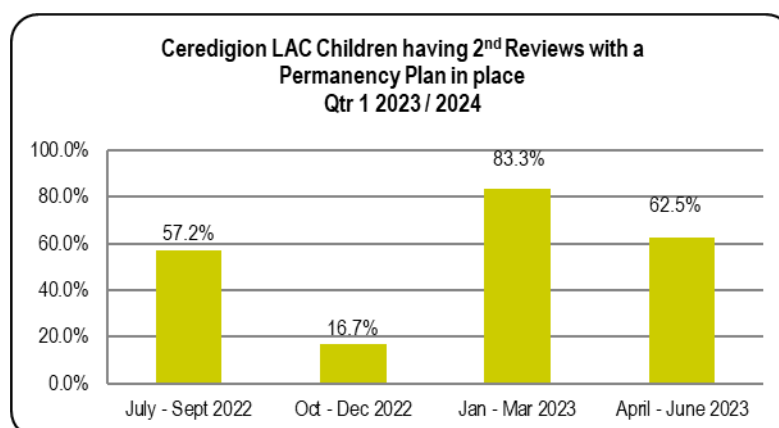
12. Number and percentage of Looked After Children who have a Permanency Plan by the second review if a return home has not been planned.

Target Set 100% - Target achieved 62.5%

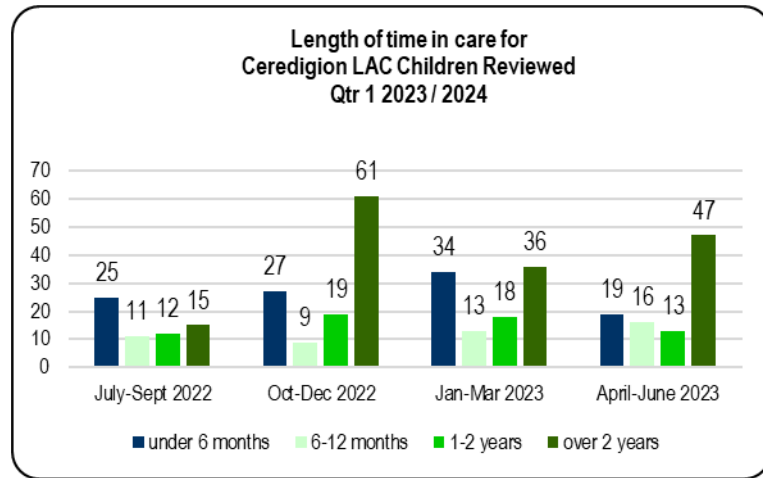
- There were 8 second reviews during this quarter, 5 reviews (62.5%) recorded that a Permanency Plan had been agreed. This compares to 83.3% in the previous quarter.
- There were concerns recorded by the IRO in 4 (4.2%) reviews in this period regarding the progress of the Placement / Care and Support Plan / Permanency Plan.

The nature of the concerns was as follows: -

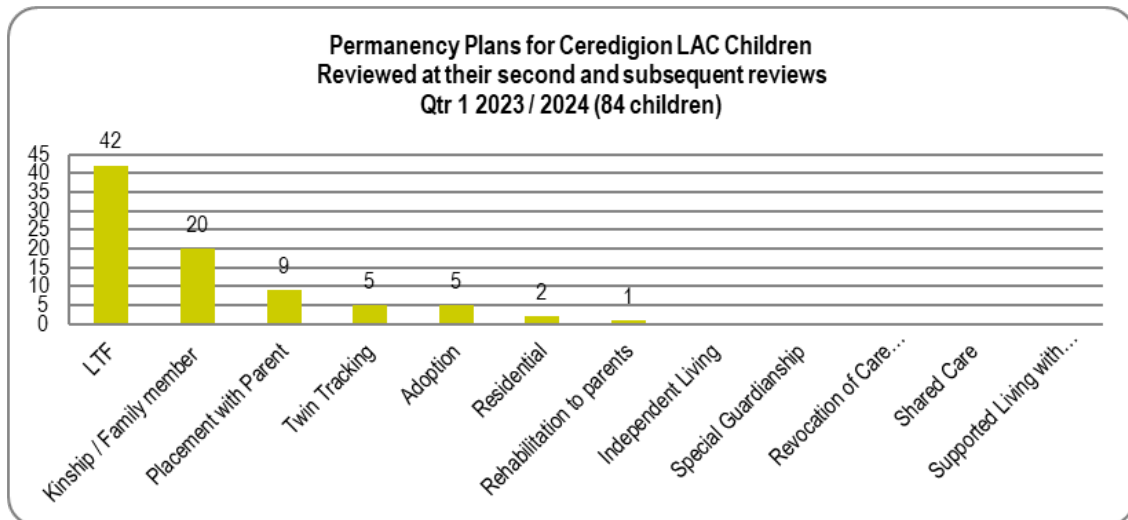
- It was noted that the young person was currently in a short term placement with a plan to move to a long term placement, which has been flagged at previous reviews but has still to be resolved. A placement identified at the beginning of the year fell through which has also unsettled the young person.
- Concerns regarding parent's ability to work with the Local Authority and the impact on the young person in being able to access activities or obtain a passport if this was refused by parent.
- There is a need to make decisions regarding young person's long term care arrangements as soon as possible. The emotional impact of changes in care on the young person are evident and s/he needs reassurance of where s/he is going to live.
- Delay in case being assessed and presented to Court for revocation.



13. Length of Time in Care:



14: Nature of Permanency Plans:



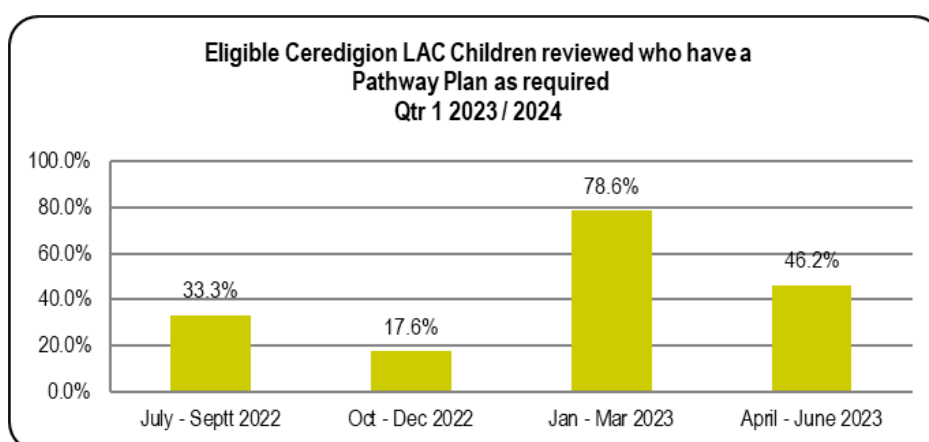
15. Number and percentage of Looked After Children receiving Short Break Care away from Main Carers

- 8 (8.4%) LAC Reviews noted that the child / young person was receiving short break care away from their main carer; all of these LAC Reviews reported that the respite placement was meeting the young person’s needs.

16. Number and percentage of eligible young people who have a Pathway Plan as required.

Target set: 100% Target Achieved 46.2%

- 6 (46.2%) Young People's reviews recorded that there was a Pathway Plan in place and were allocated a Personal Advisor.
- 7 (53.8%) Reviews recorded that the young person did not have a Pathway Plan in place.
- 11 of the above reviews noted that the young persons were allocated a Personal Advisor however 2 reviews recorded that a Personal Advisor was yet to be allocated.



17. Number and percentage of Looked After Children (of appropriate age and level of understanding) who understand the reasons for them being looked after

Target Set 100% -Target achieved 93.2%

- The data for this performance indicator relates to 73 children / young persons as 22 children / young persons were not considered to be of an appropriate age and level of understanding to comprehend the reasons for being looked after.
- 68 (93.2%) Of this group showed some level of understanding about why they were cared for away from their families, which compares to 95.3% in the previous quarter.
- 5 (6.8%) Review reported that Life Journey work needed to be undertaken with the child / young person to support in understanding the reasons for being looked after.

18. Number and percentage of Looked After Children (of appropriate age and level of understanding) understand their Care and Support Plan.

The data for this performance indicator relates to 68 children / young persons as 27 children / young persons were not considered to be of an appropriate age and level of understanding and were therefore not included in the figures.

- 64 (94.1%) of this group showed a level of understanding as to the nature of their Care and Support Plan (part 6).
- 4 (5.9%) Reviews recorded that this needed to be shared with the children / young persons.

19. National Measure 33: Number and percentage of moves for Looked after Children.

- 17 (17.9%) LAC Reviews reported that there was a change in a child's/young person's placement during this quarter; this compares to (6.9%) in the previous quarter.

The reasons for the changes in Placement were as follows:

- There was a planned move for a sibling group of 2 children to a long term kinship placement with family. A further sibling group of 2 children had a planned move from a short term placement to a long term residential placement with 1 further child having a planned move from a short term residential placement to a long term residential placement.
- For 1 Young person there was a planned move from a short term foster placement to a mother & baby residential placement.
- A sibling group of 2 children had an unplanned move to a short break placement due to carer's ill health following which they had a planned move to a long term foster placement.
- 3 Different foster carers submitted notice on their individual placements; for 1 child this resulted in a planned move from a short term foster placement to a further short term foster placement; with 1 other child having a planned move from a long term foster placement to a short term foster placement. A further child had a planned move from a long term foster placement to a long term residential placement.
- 1 Young person had a planned move between relatives, whilst a further young person moved from 1 short term supported living placement to a further short term supported living placement due to incompatibility.
- For 1 young person there was an unplanned move from a short term placement to a further short term placement due to foster carer being unable to manage young person.
- 1 Further young person had an unplanned from a long term residential placement to a short term unregulated placement as the previous placement was unable to meet the young person's needs.

4 Children had an unplanned move, none of the reviews recorded that a Stability Meeting had been held for these children within 6 weeks of moving placement.

20 Number and percentage of placement plans (including education and health provision) that are assessed as meeting the needs of Looked after Children.

Target Set 100% - Target achieved 95.8%

- 91 (95.8%) Placement/care and support plans were recorded as meeting the needs of the children / young people, which compares to 95.0% in the previous quarter.
- 4 (4.2%) Reviews recorded that Placement/care and support plan wasn't meeting the needs of the child / young person. The reasons recorded were: -
 - It was identified that a more nurturing & understanding environment was required for a sibling group of 2 children reviewed due to foster carers' negativity.
 - Even though a placement was meeting the basic needs for 1 young person reviewed, there was a need for a further nurturing single placement to be sought .
 - At a further young person's review the ISRO had concerns regarding the young person's mental health and presentation during and after the LAC Review due to pressures on the young person as a part of assessment expected at placement. The ISRO observed that the young person needed to be supported and cared for and worried that the young person's needs were not being considered.

21. Number and percentage of Safeguarding Concerns identified for Looked After Children during this quarter

- 2 (2.1%) LAC Reviews identified safeguarding concerns for the young person; it was confirmed that the concerns were being addressed.

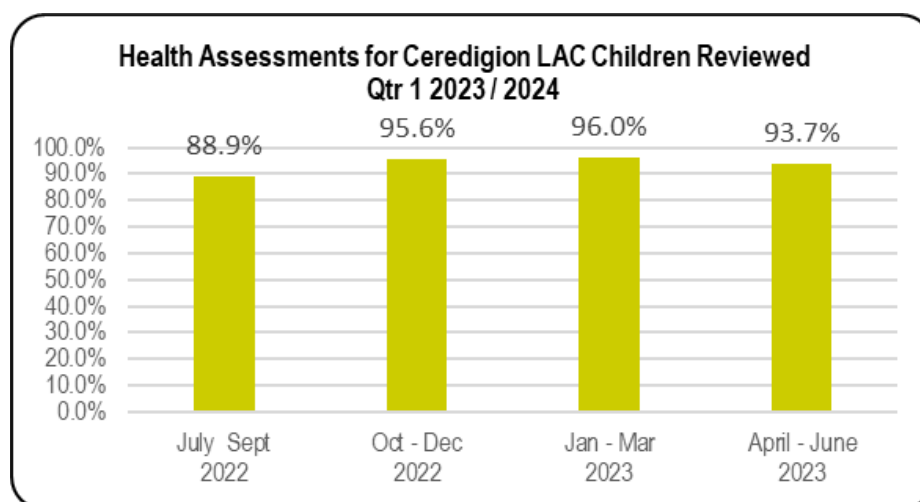
22. Number of Looked After Children's names on the Child Protection Register.

- 5 (5.3%) LAC Reviews during the quarter confirmed that the young person's name was included on the Child Protection Register.

23. Number and percentage of Looked After Children who received Health Assessments in accordance with statutory requirements

Target Set 100%- Target achieved 93.7%

- 89 (93.7%) Children/Young People Looked After had an up-to-date health assessment reported at their review, which compares to 96.0% in the previous quarter.
 - 7 (63.6% First Reviews recorded that the Health Assessment had been completed within 4 weeks of the child becoming LAC.
 - At 4 (36.4%) first reviews it was documented that the Health Assessment had not been undertaken within 4 weeks of the child becoming LAC.
 - 82 (97.6%) Further reviews recorded that Health Assessments were undertaken every 6 months for children aged under 5 and every 12 months for children over the age of 5.
 - 2 (2.4%) Reviews monitored that the Health Assessment had not been completed within 6 months / for children aged under 5 and every 12 months for children over the age of 5.
- 6 (6.3%) Children/Young People Looked After did not have an up-to-date health assessment at their review; however they have all subsequently been completed.



Comment: Delays are often caused by professionals not providing detailed information to enable assessments to be undertaken out of area.

24. The percentage of children registered with a dentist within 20 working days of becoming looked after

Target set: 100% Target Achieved 75.0%

Registered with a dentist

The data for registering a child / young person with a dentist within 20 days of becoming looked after relates to 8 children / young persons.

- 6 (75.0%) Reviews recorded that the child / young person was registered with a dental practitioner within 20 working days of the start of placement.
- 2 (25.0%) Review noted that the child / young person was yet to be registered with a dental practitioner.

Registered with a dentist

The data for this performance indicator relates to 84 Children / Young persons as 11 Children / Young persons having a first LAC Review were taken out of the above equation to coincide with National Measure requirements.

- 70 (83.3%) Children and young people were registered with a dentist. This compares to 84.9% in the previous quarter.
- 14 (16.7%) Children and young people needed to be registered with a dentist.

Comment: All Children have subsequently been referred / registered with a local dentist.

25. National Measure 30: Number and percentage of Looked After Children who have had their teeth checked by a dentist within 3 months of becoming Looked After.

Seen by a dentist

The data for being seen by a dentist within 3 months of becoming looked after relates to 8 children.

- 4 (50.0%) Reviews recorded that the child / young person had been seen by a registered dentist within 3 months of becoming LAC.
- 4 (50.0%) Reviews recorded that the child / young person had not been seen by a registered dentist within 3 months of becoming LAC.

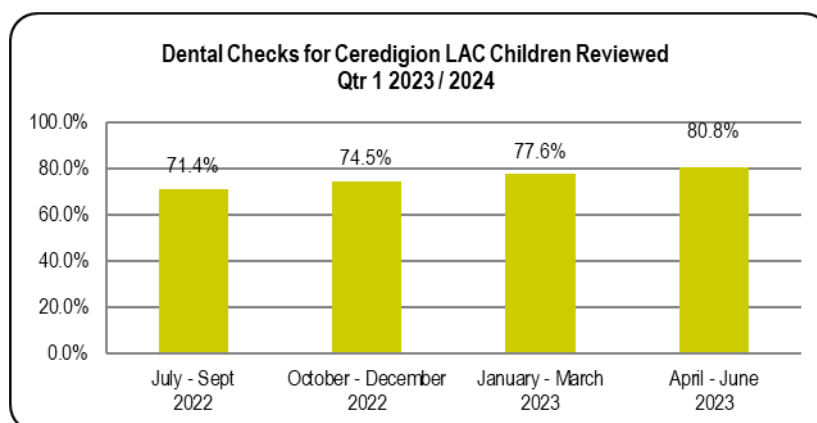
Comment: 2 Of these young people were placed out of county.

Seen by a dentist

Target Set 90% - Target achieved 80.8%

The data for this performance indicator relates to 78 Children / young persons as 17 Children / Young persons were under 2 years of age and / or having their first LAC Reviews and were taken out of the above equation to coincide with National Measures requirements.

- 63 (80.8%) Children and young people were recorded as having a dental check during the preceding 12 months, which compares to 77.6% in the previous quarter.
- 15 (19.2%) Children and young people were recorded as not having had dental checks.



26. National Measure 31: Percentage of children looked after who were registered with a GP within 10 working days of the start of their placement

- 21 (80.8%) Reviews recorded that the child was registered with a provider of general medical services within 10 working days of the start of placement.
- 5 (19.2%) Reviews reported that this action remained outstanding at the time of the review. It has been subsequently recorded that a registration with a local GP has taken place for all 5 children.

27. Number and percentage of children looked after who were registered with a GP

Target Set 100% - Target achieved 100.0%

- 95 (100.0%) Children and young people were registered with a GP, which is consistent with the previous quarter.
- 82 (89.1%) Children had their immunisations up to date.
- 10 (10.9%) Children were late in receiving their immunisations. 4 Of these young people are Unaccompanied Asylum-Seeking Children (UASC) and are offered an accelerated programme as there is incomplete previous immunisation history. Further clarity is required for a few young people who did not have immunisations in place.

3 Reviews were taken out of the equation as the parent / young person was refusing immunisation.

Comment: Updating of immunisation is an ongoing process to be compliant with immunisation schedules.

28. Number and percentage of Looked After Children assessed as requiring CAMHS services that are referred and receive an assessment /service.

Target: 50%

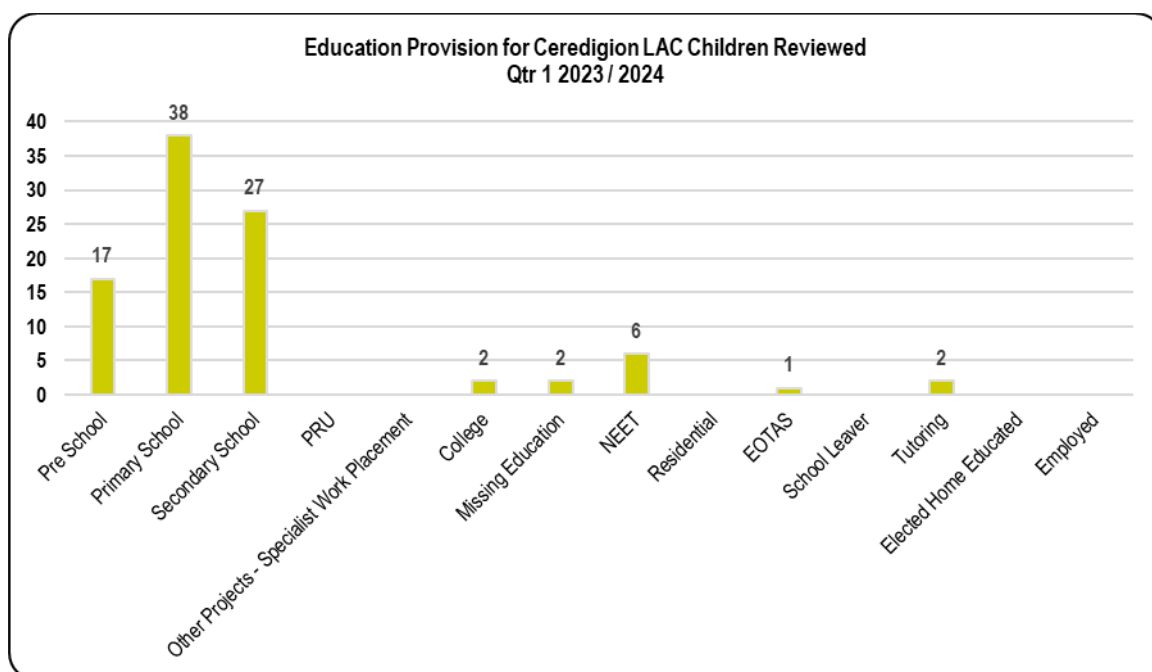
Actual Performance

- 1 (1.5%) LAC Review recorded that a child/young person had been referred to CAMHS, and it was confirmed at this Review that the referral had been accepted for the child/young person.
 - 90 (94.7%) LAC Reviews recorded that children/young people's mental/emotional health had been considered during the Health Assessment and/or during discussions in the meeting.
 - 5 (5.3%) Reviews recorded that the mental health issues had not been considered.
- ****
- 11 (11.6%) LAC Reviews identified that the young person had a current mental health problem.
 - Behavioural issues were identified for 14 (14.7%) children / young people during this period.

29. Nature of Education Provision:

During this quarter the children and young people reviewed were in the following educational provision.

Education Provision	
Pre-school children	17
Primary school pupils	38
Secondary school pupil	27
PRU	
Other Projects-Specialist Work Placement	
College	2
Missing Education	2
NEET	6
EOTAS	1
Residential	
School Leaver	
Tutoring	2
Elected Home Educated	
Employed	
Total	95



30. Number and percentage of Looked After Children of school age who had a Personal Education Plan within 20 school days of entering care or joining a new school.

Target Set 70% - Target achieved 93.8%

The data for this performance indicator relates to 65 children / young persons who were of compulsory school age and therefore eligible for a Personal Education Plan.

- 61 (93.8%) Children and young people of statutory school age had an up-to-date Personal Education Plan.
 - 14 (93.3%) Reviews recorded that the PEP had been completed within 20 school days of becoming Looked After or 20 school days of a change in school as required.
 - 47 (94.0%) Reviews recorded that the young person had an up-to-date Personal Education Plan.
- 4 (6.2%) Reviews recorded that the PEP had not been completed within timescales; however 2 of these reviews identified that the PEP was subsequently completed.

- 13 (20.0%) Children and young people attending school/college were identified as having a recognised highest additional learning need.

- 25 (38.5%) Reviews deemed that the children / young persons attending school/college needed additional support educationally. 23 (92.0%) Reviews recorded that the young people were receiving support.
- 2 (8.0%) Reviews identified that the support was not in place.

- 15 (75.0%) Reviews identified that the educational provision had been put in place at the start of the placement
- 5 (25.0%) Reviews recorded that the educational provision was not in place at start of placement.

- 4 (6.2%) Review identified that there had been a period whereby the child / young person had been out of education awaiting a school placement

31. National Measure 32: Percentage of Looked After Children who have changed schools and outside of transitional arrangements

Target Set 0% - Target achieved 0.0%

- 0 (0.0%) Reviews recorded a change of school which was not transitional, which is consistent with the previous quarter.

32. Number and percentage of Looked After Children who were excluded from school

Target Set 12% fixed term exclusion –Target achieved 3.1%

Target Set 1% permanent exclusion – Target achieved 0.0%

- 2 (3.1%) Reviews reported that the young person had been excluded on a fixed term basis during the review period. This compares to 3.2% in the previous quarter.
- 0 (0.0%) Reviews reported that the young person had been excluded from school permanently, which is consistent with the previous quarter.

There were exclusions during this quarter: -
1 session, total of 0.5 days

SECTION THREE

CONSULTATION AND PARTICIPATION

1. **Local Performance Indicator: Number and percentage of Looked After Children of age and understanding consulted by the Social Worker or attended their review**

Target Set 100% – Target achieved 100.0%

The data for this performance indicator relates to 72 reviews as 23 reviews recorded that the children / young persons were not of an age and level of understanding to be included in the consultation process although 2 of these children / young people were present at their review.

- All 72 (100.0%) Reviews recorded that consultation had taken place.

Breakdown of consultation

38 Children / young people attended their review via Hybrid / Teams.

34 Children / young people completed consultation papers spoke with IRO or/and had their views represented by professionals, parents, carers or advocates.

- The IRO had direct contact with 23 children / young persons during the review period outside of the review meeting.

2. **Local Performance Indicator: Number and percentage of Children who were aware of their right for an Advocacy Service / Independent Visitor Scheme**

Target Set 100% - Target achieved 88.3%

The data for this performance indicator relates to 77 reviews as 18 reviews recorded that the children / young people reviewed were not of an age and understanding to be informed about their right for Advocacy / Independent Visitor Scheme and were therefore taken out of the equation.

- 68 (88.3%) Children / young persons were informed of their right for an Advocacy / Independent Visitor Scheme.

3 Local Performance Indicator: Number and percentage of Children informed about the Complaints Procedure

Target Set 100% - Target achieved 95.1%

The data for this performance indicator relates to 66 reviews as 29 reviews recorded that the children / young people were not of the age / level of understanding and were therefore taken out of this equation.

- 65 (98.5%) Children / young people knew about the complaints process, which compares to 95.1% in the previous quarter.
- 1 (1.5%) Reviews recorded that the IRO was unclear if the child / young person knew about the complaints process.

4 Local Performance Indicator: Number and percentage of Parents consulted by the Social Worker before the review or who attended the review

Target Set 80% - Target achieved 100.0%

The data for this performance indicator relates to 84 reviews as 11 reviews recorded that the parents were not involved in the statutory review process and these were therefore taken out of the above equation.

- All 84 (100.0%) Parents completed consultation papers or met with / spoke with the IRO prior and / or after the review or / and attended the review themselves or / and had their views represented by a professional.

Breakdown of consultation

Consultation Papers were sent to all 84 reviews.

45 Reviews confirmed that the parents were present; or spoke to the IRO by phone prior and/or after the review.

5 Local Performance Indicator: Number and percentage of Foster Carers consulted by the social worker or attends the Child's Review

Target Set 100% - Target achieved 100.0%

The data for this performance indicator relates to 86 reviews as 9 reviews recorded that the child was placed with a parent or living independently, these reviews were therefore taken out of the equation.

- 86 (100.0%) Foster Carers completed consultation papers or / and attended the reviews during this period.

6 Local Performance Indicator: Number and percentage of Health Representative attending the Review or Sending a Report

Target Set 100% - Target achieved 93.7%

- 89 (93.7%) Reviews confirmed that information regarding health was available for the meeting.
- 6 (6.3%) Reviews reported that there was no health information at the meeting.

Comment: When young people live out of county, it is more difficult to have the health professionals to attend

7. Local Performance Indicator: Number and percentage of a School Representatives attending a Review or Sending a Report

Target Set 100% - Target achieved 95.7%

- 67 (95.7%) LAC Reviews had a school representative attend or provided a written report, which compares to 94.2% in the previous quarter.

8. Local performance Indicator: Number and percentage of LAC Review Documents completed by the Social Worker prior to the review

Target Set 100% - Target achieved 49.5%

- 47 (49.5%) LAC Reviews confirmed that the LAC Review document had been completed by the Social Worker prior to the review, this compares to 54.5% in the previous quarter.
- 48 (50.5%) LAC Reviews confirmed that the LAC Review document had not been completed by the Social Worker prior to the review.

**SECTION FOUR:
ISSUE RESOLUTION PROTOCOL**

The Issue Resolution Protocol was not initiated during this period for any child by the IRO.

7 Mid-Point reviews took place during this period and where needed IRO were bringing reviews forward when there were concerns.

SECTION FIVE

EVALUATION

This information was unavailable for this quarter.

SECTION SIX

PATHWAY PLANNING

For over 16 years old and not LAC / over 18 year old care leavers

17 Pathway Plan Reviews were held during the quarter.

1 Performance Indicator: Percentage of Pathway Plan Review held within timescales

- 14 (82.4%) Pathway Plan Reviews were held within timescales, which compares to 90.0% in the previous quarter.
- 3 (17.6%) Pathway Plan Reviews were held out of timescales. The reasons recorded were as follows: -
 - 1 Review was rearranged due to young person's / PA's availability.
 - Another review was delayed due to placement availability.
 - 1 Further review was delayed due to Social Worker needing to be a part of the review.

2 Performance Indicator: Percentage of Young Persons with allocated Personal Advisor / Social Worker

- It was identified at all 17 (100%) reviews that all the young persons had an allocated Social Worker or/and Personal Advisor.

3 Performance Indicator: Percentage of Pathway Plan Review Record Completed for the Meeting

- The Review Record had been completed for 16 (94.1%) Pathway Plan Reviews, which compares to 70.0% in the previous quarter.
- 1 (5.9%) Review reported that the Review Record had not been completed at the time of the review.

4 Performance indicator: Percentage of Young People Consulted for the Review Meeting

- 16 (94.1%) Reviews confirmed that the young person had his / her views represented at the review or / and attended the review.
- It was identified at 1 (5.9%) review that the young person had not had his / her views represented at the review or / and attended the review.

5 Performance indicator: Percentage of Young People attending their Review Meeting

- 6 (35.3%) Reviews recorded that the young person attended their review.
- 11 (64.7%) Reviews recorded that the young persons had not attended their review.

6 Performance Indicator: Percentage of Pathway Plan meeting young person's needs

- 16 (94.1%) Reviews confirmed that the Pathway Plan was meeting the young person's needs.
- 1 (5.9%) Review noted that there was no Pathway Plan in place

7 Performance Indicator: Percentage of Pathway Plans updated prior to Leaving Care/18th Birthday

- 2 (66.7%) reviews confirmed that the Pathway Plan had been updated prior to the young person leaving care / 18th Birthday.
- 1 (33.3%) Review recorded that the Pathway plan had not been updated prior to the young person leaving care / 18th Birthday.

8 Evaluation This information was unavailable for this quarter.

SECTION SEVEN

REGULAR SHORT BREAK CARE

There were no Regular Short Break Care Reviews held during the quarter.

SECTION EIGHT

SHORT BREAK CARE

No Short Break Care Reviews were held during the quarter.